

Extended abstract-- *Presented in Population Association of America, San Francisco, May 4, 2012*

Draft-- Last revised: September 24, 2011

Unintended pregnancy in the high contraceptive context of Tehran, Iran: the role of contraceptive failure

Amir Erfani

Contact Information:

Amir Erfani, PhD. Associate Professor in Department of Sociology, Nipissing University, 100 College Drive, Box 5002, North Bay, Ontario, P1B 8L7. Phone: (705)474-3450 ext. 4019; Fax:(705)474-1947 ; E-mail: amire@nipissingu.ca

CONTEXT

Unintended pregnancy has adverse health outcomes for the women and children in Iran, as abortion is illegal and women with an unintended pregnancy most likely resort to clandestine unsafe abortion.

METHODS

Using data from the 2009 Tehran Survey of Fertility, this study estimates levels and trends of unintended pregnancies and examines determinants of pregnancy intentions of the most recent birth, utilizing multinomial logistic regression analysis.

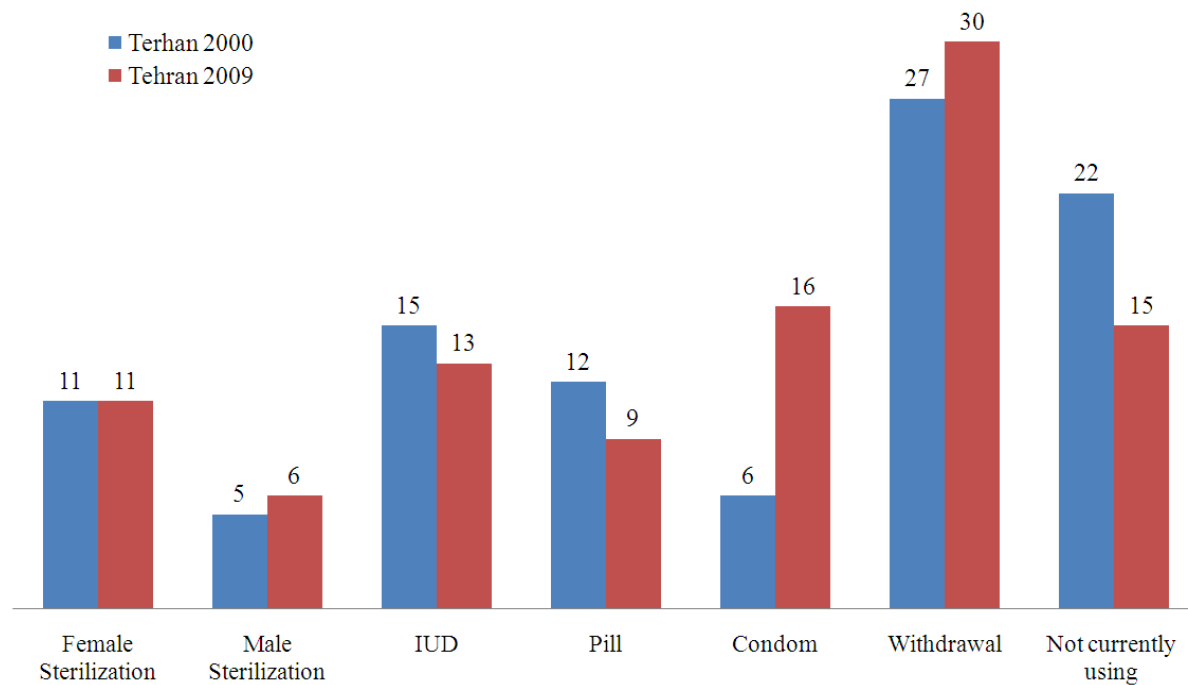
RESULTS

The level of unintended pregnancies reduced from 34% in 2000 (18% mistimed, 16% unwanted) to 20% in 2009 (11% mistimed, 9% unwanted). The majority of unintended pregnancies resulted from failures in withdrawal and the pill use. Multivariate findings showed that compared to contraceptive nonusers, the risk of unwanted and mistimed pregnancy was higher among women with contraceptive failures, and lower among those with contraceptive discontinuation. Parity and birth interval were inversely related with the likelihood of mistimed pregnancy, whereas parity was positively associated with the incidence of unwanted pregnancy. Women's education, employment, and gender of the recent birth were not associated with unintended pregnancy.

CONCLUSIONS

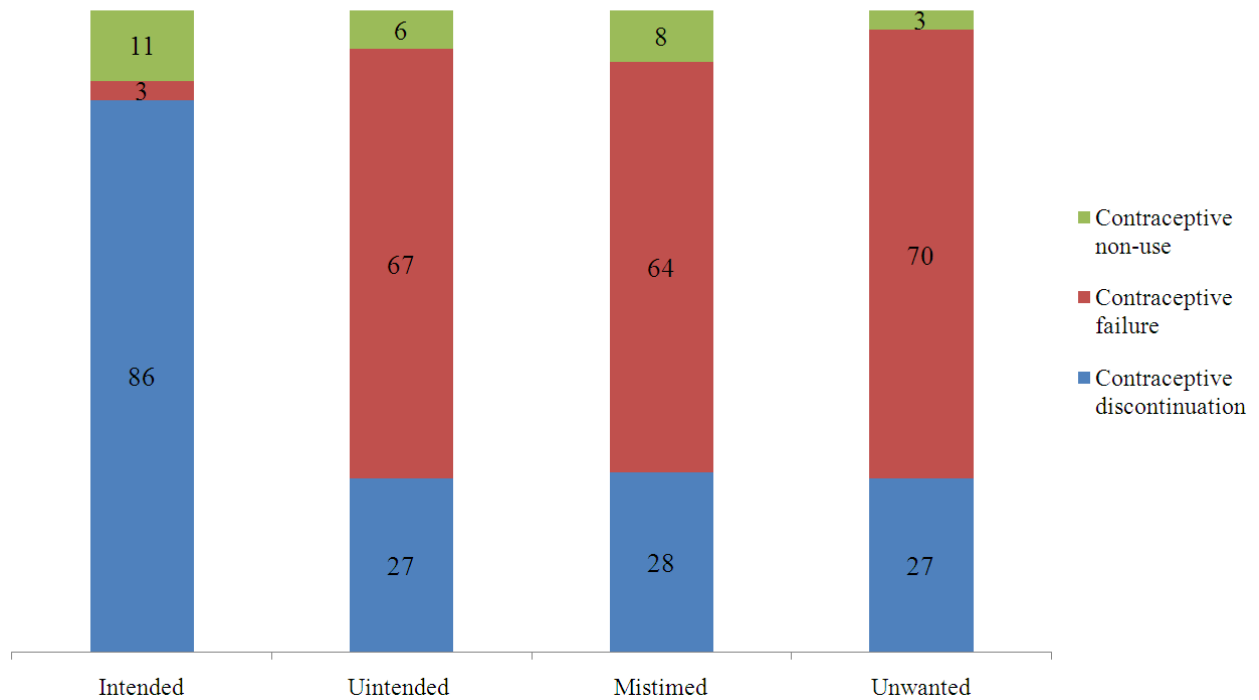
The high risk of unintended pregnancies among contraceptive nonusers and those with contraceptive failures have important implications for the family planning program in Iran which are discussed.

Figure 1 Percentgae of current contraceptive use by major methods among married women aged 15-49: Tehran, Iran 2000, 2009



Extended abstract-- Presented in Population Association of America, San Francisco, May 4, 2012

Figure 2 Percentage of married women aged 15-49 whos most recent birth occurred between August 2005 to July 2009, by intention status of the pregnancy of the recent birth, according to their contraceptive behavior at the time the pregnancy occurred (n = 725): Tehran, Iran 2009

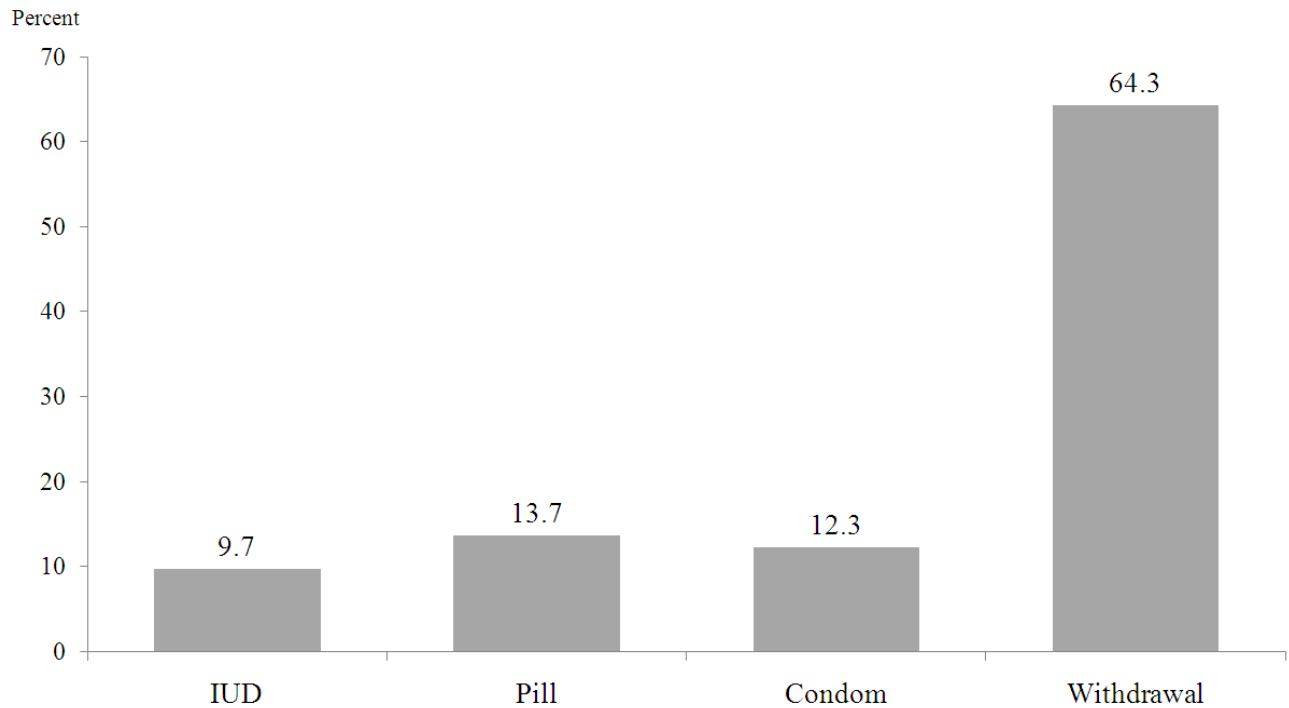


Source: The 2000 Iran Demographic and Health Survey and the 2009 Tehran Survey of Fertility

Note: Norplant, injections, and safe periods, each with less than one percentage use, were excluded from this graph.

Extended abstract-- *Presented in Population Association of America, San Francisco, May 4, 2012*

Figure 3 Percentage of married women aged 15-49 who reported that they were using a contraceptive method at the time the conception of the recent birth occurred, by method (n = 597): Tehran, Iran, 2009



Note: Safe period (2.3%) was collapsed with withdrawal (62.0%); Female and male sterilizations (0.7 %) were merged with IUD (9.0%); Injection (0.1%) was merged with the pill (13.6%).